



John Tuttle's **PLAYER-CARE™**
The Player Piano 411 Operator - World's #1 Player Piano Site



[Home](#) [Tubing](#) [Supplies](#) [Manuals](#) [Books](#) [Technical](#) [Business](#) [Search](#) [Contact](#) [Links](#)

The 1926 *Presto Buyers' Guide* is [now available](#) on CD

SPECIAL NOTE: Since this topic has come up a few times, I feel it's necessary to point out that the majority of the manuals were written for field technicians who had a working knowledge of how player pianos operate. The majority of them were published in the 1920's, and their purpose is to show the function and adjustment of the various components in the player system, not the piano action. (The manuals written after 1960, for the 'modern player pianos' are, by necessity, much more detailed because they involve electrical components.) However, since 1996 I have written over 1200 web pages of free information which covers virtually every aspect of player pianos. So, if you are having problems understanding a manual, look for the [answers](#) at my site. John A Tuttle

Player Piano Service Manuals and Other Technical References

[Selecting the Correct Manual - Click Here](#)

[If you know what you want - Click Here](#)

How To Use This Order Form!! -- [Click Here First](#)

Having problems? --- Call 1-732-840-8787

Player-Care Secure Order Form

All transactions will be sent via our Secure Server.

This Order Form is for ALL References Orders.

We accept Visa, MasterCard, Discover, and American Express.

Sorry, No C.O.D.s

Non-Technical Related Questions -- [Click Here!](#)

Returns? -- [Click Here!](#)

All orders are processed as soon as they are received.
The New Rates for Priority Postage are now in effect - [click here](#).
The Minimum Purchase Requirement is \$15.00 (except as noted).
(To Avoid the Minimum Purchase Requirement, please [Click Here!](#))
The minimum cost of shipping is \$6.95 (via USPS Priority).
Payment Instructions for non-credit card orders will be sent
to you after the order is received.

BILLING/SHIPPING INFORMATION

Provide all of the following information.

(NOTE: DO NOT press the "ENTER" key when filling out this form.
Use the "TAB" key, "Arrow Keys", or the mouse.)

BILLING ADDRESS (your home address or PO Box -see [NOTE](#))

.Full Name (Example: John A Tuttle)

.Valid Email Address (Example: jtuttle@my-isp.com)

.Email Address (again - double-check)

.Billing/Mailing Address (incl. St, Ave, Rd, Dr, Lane, Terrace, Circle, Apt, etc.)

.City or Town (Example: Bricktown)

.State or Province (Example: New Jersey)

.Zip Code .. .Zip+4 (if known)

.Country (USA, Canada, UK, etc.)

.Phone Number (Incl. Area Code or Country Code)

.FAX Number (not required)

(Please take a few seconds to verify the accuracy of the information you submit!!)

NOTE: As a general rule, your PO Box is "NOT" the address that your credit card company has on file as your Billing address. Most often the correct address is your home address. If you're not sure, please list your home address.

SHIPPING ADDRESS (if different from the Billing Address)

.Full Name (Example: John A Tuttle)

.Shipping Address (incl. St, Ave, Rd, Apt, etc.)

- .City or Town (Example: Bricktown)
- .State or Province (Example: New Jersey)
- .Country (USA, Canada, UK, etc.)
- .Zip Code

CREDIT CARD INFORMATION

- .Card Holder's Name (A Person's Name)
- .Credit Card Number (16 digits) (We accept Visa, MasterCard, and Discover)
- .Credit Card Number (again)
- .Expiration Date (Example: 12/08 [mo/yr])
- .Security Code (last 3 digits in signature block [on back])

DESIRED REFERENCE NAME or NUMBER

- .Item Number/s (Name and/or Number of the Reference/s)

COMMENTS or Special Handling Information.

Click To Send Order -->

or

Using this Order Form

This is not a fancy 'Shopping Cart' type Order Form. Everything you need to place your order is on this one webpage. First, scroll through the list of reference materials until you locate the one/s you want. Next, using your mouse, place the cursor over

the CheckBox (by the title of each reference) and Click Once. Continue in this manner until you have selected all the references you desire. Next, move the mouse over any of the links that read "Check Out", and then Click Once. This will take you to the part of the Order Form where you put in your billing, contact, shipping, and credit card information. Fill in all of the blocks. If you fail to fill in every block, you will receive an Error Message after you press the "Submit Order" button, and you'll have to come back to this page and finish filling in the form. After you have filled in all of the blocks, press the "Submit Order" button. A page will then appear which states that your order has been received. Processing generally occurs within 24 hours. Are you ready?? [Click Here to begin!](#)

Unless otherwise requested, your order will be processed as soon as it is received. Overseas orders are sent via USPS Priority Mail International-Flat Rate (\$35.30 to Overseas - \$28.95 to Canada) unless otherwise requested. All US orders are sent via USPS Priority mail -Flat Rate envelope- unless otherwise requested. For Questions, send me Email from Here -- [Click Here to me Send Email](#)

To pay by personal check, money order, or bank draft, send your payment (plus \$6.95 for shipping) to:

John A Tuttle
407 19th Ave.
Brick, NJ
08724-2605

RETURNS: If you discover that you have ordered an incorrect manual or reprint, it can be returned within one week from the date of receipt for credit or a refund. However, there is a standard 10% re-stocking fee and you will not be reimbursed for the shipping costs. Returned items must be sent to the address listed above.

As per the Fair Credit Billing Act, your bank cannot hold you liable for more than \$50.00 of fraudulent credit card charges. PLAYER-CARE will pay the \$50.00 if the unauthorized use of your card resulted from a purchase made through our site. We are so confident of the security measures we've put in place, we'll also pay you an additional \$25 just for the inconvenience!

Disclaimer: Player-Care is not responsible for the printing of these references. If you find that a particular graphic is not good enough for your needs, we will attempt to find one that is more suitable.

115 Technical Reprints and Service Manuals

Click on the CheckBox to make Selection

(NOTE: DO NOT press the "ENTER" key until you are ready to Submit the Order.

To move around the page, use the "TAB" key, "Arrow Keys", or Scroll the page with your mouse.)


A.B. Chase 'Artistano' (B-56): \$23.00

A Technical Treatise on the A.B. Chase 'Artistano' player action for Tuners and Repairmen. Reprint of the 1909 manual. Complete with Illustrated Parts Breakdown. Thirty Pages, 8-1/2" X 5-1/2".

To order this item, Click on this Checkbox >> <<. Then, [Click Here to Check Out](#)

Aeolian Service Manual (Modern) (B-44): \$15.00 (Only Available in PDF Format)

Also called the "Service Manual for the 64-note and 88-note Standard Pneumatic Action Player-Piano"



Service Manual for 'modern' 64-note and 88-note Aeolian (Standard) player actions made between 1960 and 1986 (when they closed). These are the players with the interchangeable plastic block valves. 56 pages, explains theory of operation, tubing diagrams, electrical wiring, parts lists, and basic trouble-shooting guide (105 possible problems and solutions). The PDF file is suitable for printing on 8-1/2" x 11" paper and contains annotated color pictures which show all of the parts in the upper half of the piano.

To order this item, Click on this Checkbox >> <<. Then, [Click](#)

[Here to Check Out](#)

American Player Action Service Manual (B-63): \$29.00

One of the best service manuals ever produced in the 1920's. Highly illustrated, half-tone photos are the best example of retouch art-work ever seen. Complete illustrated parts breakdown. Shows everything from the front and the back. Complete Theory of Operation, adjustments, 'Don'ts', and Pointers. (Even if you don't need this manual, you'll appreciate the quality of the pictures and the thoroughness of the explanations.)

To order this item, Click on this Checkbox >> <<. Then, [Click Here to Check Out](#)

Amphion Accessible Player Action (C-17): \$19.00

The Amphion Accessible player action. This covers the later pedal pump, non-reproducing player actions with the individual clamp-on valve blocks. "What it is - How it Works - Why it excels - How to care for it".

[To order this item, Click on this Checkbox >>](#) <<. Then, [Click Here to Check Out](#)

Amphion Player Action (Tubing) (R-4): \$9.50

The Tubing Chart for the Amphion. 11" X 17", dated 6/10/24. Great Shop Chart. Suitable for framing.

[To order this item, Click on this Checkbox >>](#) <<. Then, [Click Here to Check Out](#)

Amphion Collection (A-COL): \$19.95

This CD contains everything I've collected about the Amphion player system. Included are all of the Patents I could find, the Amphion Accessible Player Action manual (C-17), the Amphion Player Action Tubing Diagram (R-4), and numerous pictures of the various systems, from the earliest to the most common. It was compiled because there are quite a few variations of the system and the manual only covers the later version. As I get more information about the system, it will be added to the CD.

[To order this item, Click on this Checkbox >>](#) <<. Then, [Click Here to Check Out](#)

Model 'A' Ampico Rebuilding (T-3): \$16.75

Vestal Press Technical Series No. 3, "How To Rebuild The Model A Ampico" by David L. Saul. A printed 13-page treatise covering all of the components in the Ampico A system. An excellent 'How To' reference.

For DVD's about Rebuilding the Ampico, [click here.](#)

[To order this item, Click on this Checkbox >>](#) <<. Then, [Click Here to Check Out](#)

Model 'A' Ampico Tubing Chart (Rev. 1990) (C-6): \$15.95

The tubing chart for the Model 'A' Ampico grand (architect-type drawing). Measures 21-1/2" X 25". Original Drawing from 1925. Revised by Player Piano Co. in May, 1990. (folded) While the placement of the parts is different in the Ampico upright, the tubing is the same.

[To order this item, Click on this Checkbox >>](#) <<. Then, [Click Here to Check Out](#)

Model 'A' Ampico Tubing Chart (Rev. 1970) (C-6a): \$18.10

To order this item, Click on this Checkbox >> <<. Then, [Click Here to Check Out](#)

For DVD's about Rebuilding the Ampico, [click here](#).

To order this item, Click on this Checkbox >> <<. Then,

Ampico 'A' Test Roll (with Instructions Printed On The Roll) (A-TR): \$29.50



A necessary tool for anyone who is rebuilding an Ampico "A" Reproducing System. The roll tests every aspect of the system, including (but not limited to), note repetition, all expression levels, crescendo and decrescendo operation, sustain pedal, and hammer rail lift (or action shift). Ships in USPS Medium Flat-Rate Box for \$13.45 (within US). Overseas \$46.85 (to most countries).


[To order this item, Click on this Checkbox >>](#) [<<. Then, Click Here to Check Out](#)

Ampico 'B' Test Roll (with Instructions) (B-TR): \$32.75

A necessary tool for anyone who is rebuilding an Ampico "B" Reproducing System. The roll tests every aspect of the system, including (but not limited to), note repetition, all expression levels, crescendo and decrescendo operation, sustain pedal, and hammer rail lift (or action shift). Ships in USPS Large Flat-Rate Box for \$18.75 (within US). Overseas \$62.60 (to most countries)

[To order this item, Click on this Checkbox >>](#) [<<. Then, Click Here to Check Out](#)

Ampico 'A' Inspectors Reference Booklet (1923) (C-1): \$20.50



The 1923 Inspector Reference Book, covers all of the devices found in the upright models and the Model 'A' grands. This is the most common of the Ampico Reproducing systems. Test Roll instructions are on pages 3-5. Written for the "purpose of giving the inspectors a thorough understanding of the working principles




of the AMPICO" 19 pages, 8-1/2" x 11". The manual does not contain a complete [tubing diagram](#). For the DVD "How the Ampico Really Works" by Craig Brouger, [click here](#).

[To order this item, Click on this Checkbox >>](#) [<<](#).

Then, [Click Here to Check Out](#)

Ampico 'A' Inspectors Reference Booklet (1923) (C-1a): \$9.75 (PDF Format)




The 1923 Inspector Reference Book, covering the upright models. This is the most common of the Ampico Reproducing systems. All of the devices shown in this manual are identical to those found in the Model A grand piano. Test Roll instructions are on pages 3-5. Written for the "purpose of giving the inspectors a thorough understanding of the working principles of the AMPICO". 19 pages, 7.9" x 10.9". The manual does not contain a complete [tubing diagram](#). The grayscale graphics in this manual are very impressive, even at 400% magnification!!

[To order this item, Click on this Checkbox >>](#) [<<](#).

Then, [Click Here to Check Out](#)

Ampico 'Model 'B' Reproducing Action (1929 Service Manual) (C-2): \$27.50



The 1929 Service Manual is applicable to grands only, with the 100 hole tracker bar and the electric motor turning the music roll. Complete with the Principles of Operation and location of all Adjustments. Well referenced. 8-1/2" X 11", 56 pages.

[To order this item, Click on this Checkbox >>](#) [<<](#). Then, [Click Here to Check Out](#)

Ampico 'Model 'B' Reproducing Piano (An Illustrated Rebuilding Guide - By David L. Saul) (D-3p): \$19.95 (PDF Format)

This is the 100 page reference book that was originally published by Vestal Press in 1982. It covers every aspect of rebuilding the Ampico Model 'B'. Very well written and well indexed. The gray-scale graphics in this reference are excellent, and easily as good (and in cases a shade better) as those in the original 1982 version. Only available in PDF format (suitable for printing).

[To order this item, Click on this Checkbox >>](#) <<. Then, [Click Here to Check Out](#)

Ampico 'A' Tubing Diagram (235-C) (C-12): \$9.00

Just what the name says, showing Distribution Block, Governor and basic Upper Action Mechanism. 8-1/2" x 11".

[To order this item, Click on this Checkbox >>](#) <<. Then, [Click Here to Check Out](#)

Ampico 'A' Upright (C-31): \$20.00

Ampico Upright showing the parts made by Autopiano, which was prior to the Amphion made components. Five pages, 8-1/2" X 11".

[To order this item, Click on this Checkbox >>](#) <<. Then, [Click Here to Check Out](#)

Ampico Collection of Service Reprints(D-36): \$34.95 (In PDF Format on CD)



(The paper version is no longer available.)

Includes all of the service information on both the Model 'A' and Model 'B' that have been sold separately. Also includes the 12 page manual, ['How to Rebuild the Model 'A' Ampico](#), the Illustrated, 100 page reference; ['Rebuilding the Ampico B'](#)), and the 1970 and 1990 Revisions of the Ampico 'A' Tubing Diagrams. Other 'extras' include the excellent articles by Craig Brougner concerning various aspects of the Ampico system. Cost of shipping is \$6.95 (within U.S.).

For DVD's about Rebuilding the Ampico, [click here](#).

[To order this item, Click on this Checkbox >>](#) <<. Then, [Click Here to Check Out](#)

Ampico Foot-Pump (R-24): \$12.00

Ampico Foot-Pump model. Reproduced from a 1920 blueprint. Shows the Expression Regulator, Crescendo Device, Expression Cut-Out, Action Cut-Out, Soft-Pedal Cut-Out, Auto Cut-Out, Exhauster and inter-connecting tubing. 23" X 17-1/2"

[To order this item, Click on this Checkbox >>](#) <<. Then, [Click Here to Check Out](#)

Angelus Service Manual (B-62): \$24.00

Shows pouch-pneumatic type and also briefly describes later the 'White' player action.

[To order this item, Click on this Checkbox >>](#) <<. Then, [Click Here to Check Out](#)

Angelus Operator's Manual (R-107): \$16.75

Called "Artistic Piano Playing by means of The Angelus", this 24-page booklet contains very thorough explanations of all the user controls. It also explains pedal technique and the musical terms that relate to musical expression.

[To order this item, Click on this Checkbox >>](#) <<. Then, [Click Here to Check Out](#)

Angelus Reproducing Piano - It's Care and Adjustment (C-18): \$18.50 (PDF file on CD)

Service manual showing the Simplex version of the Artrio reproducing system. Same basic parts as shown in [Simplex Reproducing Player Action](#), but plays Artrio-Angelus recordings rather than Recordo rolls. Images for the PDF file were scanned at 600 dpi for maximum clarity. CD also include all of the files used to create the CD.

[To order this item, Click on this Checkbox >>](#) <<. Then, [Click Here to Check Out](#)

Apollo-Artecho-Celco: How to Test and Regulate (AAC): \$19.00

These are the original AMR Publishing Co. references in a spiral bound format with heavy plastic covers which encase the front and back pages of the reference. Often referred to as the 'Art Echo' Reproducing system that was built by Amphion Co., the reference contains diagrams and explanations of the 17 control ports on the trackerbar, an 11" x 16" tubing diagram, and an 11" x 16" diagram showing three charts of the Crescendos and Intensities. Naturally, it also includes instructions for testing and regulating the mechanism, and diagrams of the Accent Valves and Manifold, the Cancel Valves and Expression Cut-Out, the Regulating Valve and Regulating Pneumatic, and the Crescendo Pneumatic, Crescendo Valve Box and Metering Pin. According to the information presented in the reference, "An identifying feature of the Art Echo system is the modulator

lever, which is labeled NORMAL & SOFT."

[To order this item, Click on this Checkbox >>](#) <<. Then, [Click Here to Check Out](#)

Arrio-Angelus Reproducing Piano (C-19): \$9.00

Upright model only, with the Angelus pouch-pneumatic stack.

[To order this item, Click on this Checkbox >>](#) <<. Then, [Click Here to Check Out](#)

Art-Apollo/Dynachord Service Manual (B-80): \$13.00

Dynachord Service Manual. Refer to p.306 'Player Piano Treasury'. This was an expression system built by Amphion. Although its tracker bar has 98 ports, it follows the same 96-hole system employed by Melville Clark's Art-Apollo. Eight pages, 12" X 20".

[To order this item, Click on this Checkbox >>](#) <<. Then, [Click Here to Check Out](#)

Art-Apollo Tubing Diagram (B-83): \$9.00

Single page Tubing Diagram for an Art-Apollo player action, S/N 26808. For use with the Apollo-X Rolls. Drawn in May of 1977 by Player Piano Restoration Co., Toledo, OH. 14" X 10-1/4".

[To order this item, Click on this Checkbox >>](#) <<. Then, [Click Here to Check Out](#)

Artecho (Apollo) (C-14): \$11.00

Upright service and regulation sheet. To identify Artecho: count tracker bar holes. There are a total of 100, with only one elongated - the fourth one from the left.

[To order this item, Click on this Checkbox >>](#) <<. Then, [Click Here to Check Out](#)

Artecho (Apollo) Grand (C-15): \$11.00

Grand service and regulating procedures. Two sheets; 15" X 22" each. Suitable for wall hanging or framing. Very detailed. Includes Testing and Regulation information.

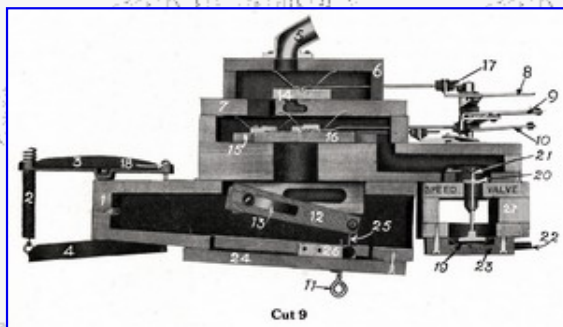
[To order this item, Click on this Checkbox >>](#) <<. Then, [Click Here to Check Out](#)

Auto De Luxe Expression Action (R-62): \$18.00

The "Auto De Luxe Expression Action for Grand and Upright Pianos" -Using Recordo and Expression Rolls. Manufactured by The Auto Pneumatic Action Co. Basically, this manual simply describes the 'works in a drawer' reproducing mechanism. It is not a technical manual in the normal sense. It does have a couple of good pictures that show views of the exposed drawer, but the components are not labeled. This manual would be useful for identifying the mechanism.

[To order this item, Click on this Checkbox >>](#) <<. Then, [Click Here to Check Out](#)

Autopiano Company (B-3): \$26.00



Player Piano Pointers, Autopiano player action, produced by Auto Pneumatic Action Company (1917). 31 pages, 8-1/2" x 11". General information about the various devices in the player system. Basically, it's kind of a 'How To' manual for owners and technician/tuners alike. Excellent graphics and diagrams. What you see here is the actual size of the graphic in the manual. Click on the graphic to see the difference between what has been available for the past three decades and what's available now. Also

available in PDF format for \$15.00.

[To order this item, Click on this Checkbox >>](#) <<. Then, [Click Here to Check Out](#)

Autopiano Company (B-3p): \$15.00 (PDF Format)

Exactly the same as the Autopiano manual explained above but in PDF format. Will be sent via email or made available for download.

[To order this item, Click on this Checkbox >>](#) <<. Then, [Click Here to Check Out](#)

Auto Pneumatic Action Co. 1910(B-42): \$18.50

Auto Pneumatic Action Co. 1910 Service Manual reprint showing combination 88 and 65 note tracker bar.

[To order this item, Click on this Checkbox >>](#) <<. Then, [Click Here to Check Out](#)

Baldwin Service Manual (B-50): \$32.50

Over 100 pages of technical information and drawings. This has to be the most extensive service manual ever issued by any player manufacturer. Although it came out in 1916, there were very few changes made during the entire production run of Baldwin player actions from 1912 through 1928. They were used exclusively in all Baldwin pedal-pump players: Ellington, Hamilton, Howard, Manualo, Modello, Monarch, and Sargent. Does not cover aspects of the piano action or workings of the 'piano'.


[To order this item, Click on this Checkbox >>](#) [<<. Then, Click Here to Check Out](#)

Beckwith Service Manual (B-81): \$20.50

A fairly good quality reprint on the player action. 20 pages, 5-1/2" X 8-1/2". Also available in a high-resolution color PDF format for \$14.95. Significantly higher quality than the paper version. If interested, write to me from this link and mention the manual in the Comments Box -[click here](#), and I will send you payment and download instructions. To view a picture from the file, [click here](#).

[To order this item, Click on this Checkbox >>](#) [<<. Then, Click Here to Check Out](#)

Bush & Lane - Cecilian (B-82p): \$15.00 (PDF Format Only)



Bush & Lane Service Manual for Cecilian player action using all metal construction of unit valve. 28 pgs. Used exclusively in the Cecilian and Victor player pianos. Also found in the Farrand player pianos. The mechanism is considered "uncommon" and very difficult to rebuild. As Art Reblitz puts it, "As in modern Aeolian player pianos, the individual parts were designed to be replaced, not repaired." "Description of Construction and Accessibility of the Mechanism Showing How Individual Parts Can Be Replaced and Adjustments Made". Only available in PDF Format (17MB), suitable for printing. Scanned at 600 DPI (grayscale).

[To order this item, Click on this Checkbox >>](#) [<<. Then, Click Here to Check Out](#)

Cable-made Reproducing Pianos (B-33): \$20.50

"How to Care For and Adjust" the Cable-made Reproducing Piano. Includes information about the Upright Euphonia Reproducing Inner-Player and Upright Cable Reproducing Inner-Player as well as the Grand Cable Reproducing piano and the Grand Conover Reproducing piano. This is the player system with a 98-hole trackerbar, known as the Style PW Reproducer. This system accommodated regular 88-note rolls and 'Recordo' Reproducing rolls. This booklet does not cover construction or principles of operation. However, it does cover operating the system, lubrication of critical parts, and the proper vacuum levels for the five degrees of expression. Lastly, there is a listing of the function of all 98 holes in the trackerbar -the trackerbar scale. 30 pages, 5-1/2" X 8-1/2".

[To order this item, Click on this Checkbox >>](#) [<<](#). Then, [Click Here to Check Out](#)

Classic Player Piano Manual (CL-1): \$29.50

Reprints of the original Classic player mechanism. Similar in many respects to the Universal made in California in the 70's and early 80's. Contains electrical schematics, trouble-shooting procedures, parts layout and servicing information. Modern players bearing the name 'Baldwin' or 'Wurlitzer', which were made by Classic, also have a nearly identical player mechanism.


[To order this item, Click on this Checkbox >>](#) [<<](#). Then, [Click Here to Check Out](#)

Coinola Catalog (A-271): \$11.50

Coinola Catalog picturing and describing the Ten Coin-Operated pianos. Measures 3-5/8" x 6-1/2". Pictures in B/W, twenty pages. Reprinted by Vestal Press.

[To order this item, Click on this Checkbox >>](#) [<<](#). Then, [Click Here to Check Out](#)

Coinola Poster (A-151): \$12.50



Coinola advertising poster, 18" X 24", showing the "orchestration cabinet" which was rolled in front of an ordinary piano to utilize the keyboard. From 'Operators Piano Co.', Chicago, IL. Suitable for framing. ([click here](#) to see larger pictures)

[To order this item, Click on this Checkbox >>](#) [<<](#). Then, [Click Here to Check Out](#)

Duo-Art Reproducing Piano Service Manual (C-3): \$29.50

A reprint of the 48 page 1927 manual on servicing the Duo-Art reproducing mechanism. Contains illustrations and tubing diagrams for the various expression components. (Does not have an overall tubing schematic. See: [Duo-Art Grand Tubing Schematics](#) below.) This manual also covers most of the devices found in the Pianola and Themodist, which are less complex versions of the Duo-Art Reproducing system. However, it does not contain information about the foot-pumps. Also see ["Pianola Instruction Booklets"](#) below.

[To order this item, Click on this Checkbox >>](#) <<. Then, [Click Here to Check Out](#)

Duo-Art Service Manual No.1 Preliminary Instruction Pamphlet (R-32): \$15.75

This reference covers the Upright Duo-Art "Pianola" piano. It contains the 'Tubing & Schematic Chart' of the 1913-1918, or 'Early Model' reproducing system, a 'Diagram of the Duo-Art Expression Control, and a 'Diagram Showing Operations of Pedal Electric Duo-Art Controls'. It also explains the operation of the Dynamic Step Control, the Accompaniment Control, the Theme Control, the Manual Control, and a section on 'How To Test and Adjust the Duo-Art' (all components). Also see ["Pianola Instruction Booklets"](#) below.

[To order this item, Click on this Checkbox >>](#) <<. Then, [Click Here to Check Out](#)

Duo-Art Reproducing Piano (Player-Care Collection) (D-34a): \$29.95 (on data DVD)

The collection, on a data DVD, of all the Duo-Art reproducing piano diagrams and reprints that are known to exist. Contains the 1925 and 1927 Service Manuals, the Grand Tubing Chart, the Complete Listing of Duo-Art rolls, the highly illustrated 1921 Catalog of Duo-Art rolls, Rebuilding the Duo-Art, Themodist Tubing Diagrams, Half D-A tubing diagrams, English D-A function switch diagram, the Presto Buyer's Guide of 1926, and much, much more. Shipping cost \$6.95 to all US addresses -via USPS Priority Mail w/Delivery Confirmation.

[To order this item, Click on this Checkbox >>](#) <<. Then, [Click Here to Check Out](#)

Duo-Art, Supplement to 1927 Service Manual (D-24): \$7.00

Covers the Combination Foot Impelled and Electric Duo-Art Expression Box.

[To order this item, Click on this Checkbox >>](#) <<. Then, [Click Here to Check Out](#)

[Duo-Art Grand Tubing Schematics \(C-7\): \\$30.75](#)

Two large copies of the original blueprints that were drawn in 1956 which show the tubing layout of the 1925 Steinway Duo-Art Grand. One drawing shows the layout of the underside of the piano. The other shows the topside of the piano. They measure 42" x 30" (underside) and 30" x 24" (topside). Price includes a shipping tube or box so the drawings don't get folded. Price does not include postage. To save \$4.50 in shipping, Type "FX" in the Comments Box above if Folding is Okay.

[To order this item, Click on this Checkbox >>](#) [<<. Then, Click Here to Check Out](#)

[Duo-Art Grand Tubing Schematics \(C-7a\): \\$9.25](#)

Virtually identical to the above diagrams, but on a single 8-1/2" x 11" laminated piece of paper. Excellent for carrying around on the job or for quick reference anywhere. Easy to read if you have good eye sight. Very legible, but rather small print.

[To order this item, Click on this Checkbox >>](#) [<<. Then, Click Here to Check Out](#)

[Duo-Art Tubing and Schematic Chart \(R-29\): \\$7.50](#)

This is a large 22" x 17" diagram of the circa 1913-1918 'early model' Duo-Art reproducing system. It comes from the David Saul Collection and was redrawn by A.M.R. Co. This diagram is also found in a smaller version in the [Duo-Art Service Manual No. 1](#) and the [Duo-Art Collection](#). This reference makes a nice wall/shop chart.

[To order this item, Click on this Checkbox >>](#) [<<. Then, Click Here to Check Out](#)

[Duo-Art Rebuilding Guide \(C-7b\): \\$20.00](#)

Rebuilding the Duo-Art Reproducing Piano Mechanism, by Michael L Kitner. Reprint of the Vestal Press Technical Series, No 5. Covers every aspect of rebuilding the Duo-Art mechanism. 20 pages, 8-1/2" x 11".

[To order this item, Click on this Checkbox >>](#) [<<. Then, Click Here to Check Out](#)

[Duo-Art Test Roll \(with Instructions Printed On The Roll\) \(DA-TR\): \\$29.50](#)



(Click on picture to see larger images)

A necessary tool for anyone who is rebuilding a Duo-Art Reproducing System. The roll tests every aspect of the system, including (but not limited to), note repetition, all expression levels, bass and treble theme, sustain pedal, and hammer rail lift (or action shift). Ships in USPS Medium Flat-Rate Box for \$13.45 (within US). Overseas \$46.85 (to most countries).

[To order this item, Click on this Checkbox >>](#) [<<](#). Then, [Click Here to Check Out](#)

[Euphona Maintenance Diagram \(E-1\): \\$19.00](#)

Specifically made by The Cable Company for the Euphona player action, this color diagram pinpoints all 26 of the adjustments, oiling points, and screws that need to be removed to take out the upper and lower portions of the mechanism. There are also short explanations labeled: To Tune This Piano; To Remove Player Action; To Remove Bellows; To Oil This Player; If The Roll Sticks; and If Tempo Lever Sticks. Measures 11" x 14". If requested, the diagram will be rolled and shipped in a mailing tube for an additional \$4.50. (Normal shipping cost is \$6.95) Otherwise it will be folded and shipped in a Priority Flat Rate envelope.

[To order this item, Click on this Checkbox >>](#) [<<](#). Then, [Click Here to Check Out](#)

[Flexitone Soloist Player \(R-35\): \\$16.00](#)

Player action used by Foster-Armstrong, a division of American Piano Co., Rochester, NY. Essentially, this manual describes the hand-operated expression system for playing 88 note rolls. It has the hammer-lift divided into three sections instead of the normal two. 16 pages, 5-3/4" X 8". Very informative, relatively simple design, rather ingenious.

[To order this item, Click on this Checkbox >>](#) <<. Then, [Click Here to Check Out](#)

[Gulbransen Service Manual \(PDF Format only\) \(B-38\): \\$9.95](#)

(glued type stack). Shows the automatic tracking device and adjustments of the friction wheel. Diagrams and pages of suggestions for general trouble-shooting.

[To order this item, Click on this Checkbox >>](#) <<. Then, [Click Here to Check Out](#)

["Fishing-Pole" Tracker Service \(R-99\): \\$6.00](#)

'Fishing-Pole' tracker device, as used exclusively in some late model Gulbransen player actions. A single page, 9" X 12". Originally issued in October of 1921.

[To order this item, Click on this Checkbox >>](#) <<. Then, [Click Here to Check Out](#)

[Gulbransen Shop Chart \(G-1\): \\$16.50](#)

This is the large Shop Chart for hanging on a wall. It is 24" X 29" and shows all of the adjustments and explains the Theory of Operation. Nice to have around for quick reference. However, it must be pointed out that while the text is quite legible, the graphics leave a little something to be desired. Work continues to correct this problem.

[To order this item, Click on this Checkbox >>](#) <<. Then, [Click Here to Check Out](#)

[Gulbransen Collection \(DVD Only\) \(G-COL\): \\$38.90](#)

For those who want "everything" I have concerning the Gulbransen player mechanism, here it is. Over 2.1 gigabytes of files including all of the Gulbransen references listed above plus over 170 files that I've collected or created in my career. They include various patents, rebuilding procedures, adjustment procedures, lots of pictures, and a short video about the tracking mechanism. Only available on one data DVD. File formats include .jpg, .bmp, .tif, .pdf, .mpg, .txt, .gif, .html, .rtf, .wpd and .zip

[To order this item, Click on this Checkbox >>](#) <<. Then, [Click Here to Check Out](#)

[Hardman \(PlayOTone-AutoTone\) Shop Chart \(J-4\): \\$16.25](#)

This is the large Shop Chart for hanging on a wall. It is 25" X 38" and shows all of the adjustments and explains the Theory of Operation for both the PlayOTone and the AutoTone systems. These were the player systems that Hardman used in their player pianos. It is a copy of the original 'blueprint' chart that was provided to dealers and technicians. As such, the gray-scale graphics aren't the greatest, but the information is very accurate and the graphics are legible.

[To order this item, Click on this Checkbox >>](#) [<<. Then, Click Here to Check Out](#)

[Hobart M. Cable "Style H" \(H-1\): \\$11.75 \(PDF Format Only\)](#)

Pneumatic Player Mechanism and Descriptive Catalog of "Style H" Player Pianos by Hobart M. Cable. This 33 page reprint even lists all of the tiny metal parts that are used to make the entire system. Very complete. In virtually every aspect, this action is identical to the Standard Player Action. It even has the "S" insignia on the foot treadles. Scanned at 300 dpi for maximum clarity.

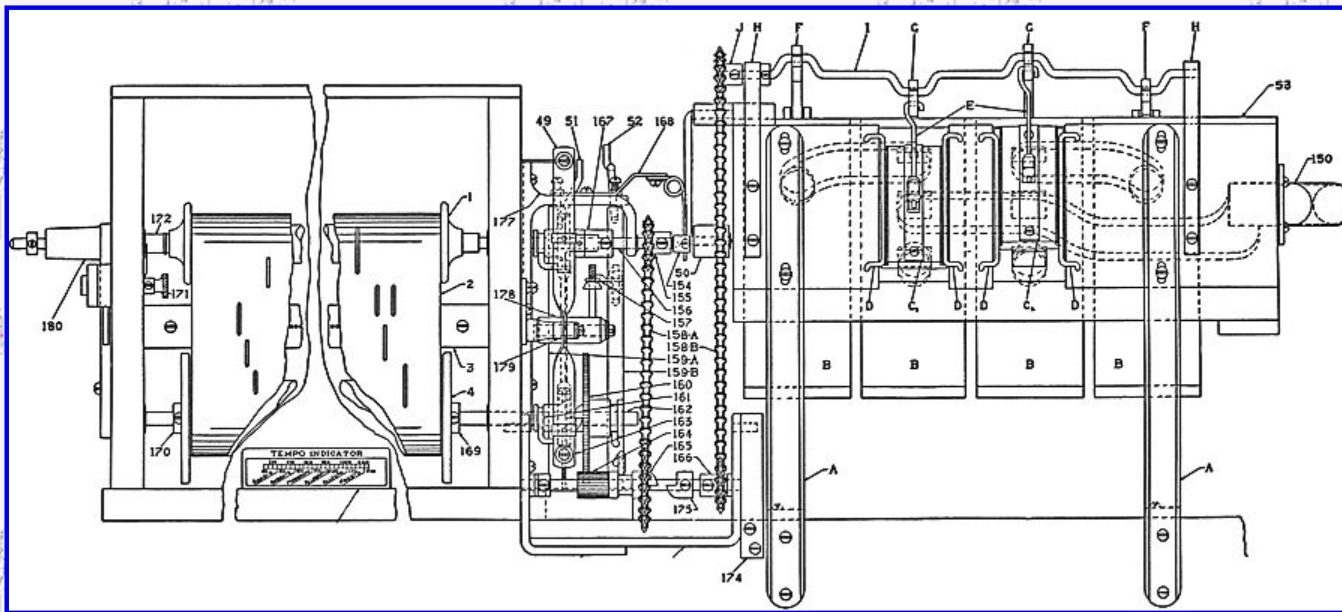
[To order this item, Click on this Checkbox >>](#) [<<. Then, Click Here to Check Out](#)

[Janssen Service Manual \(J-1\): \\$21.50](#)

Janssen player with Welte-Mignon player action, service manual for Model WM-I. Pertains to player made in the 1960's, with no connection with Welte-Mignon - the reproducing system. 24 Pgs.

[To order this item, Click on this Checkbox >>](#) [<<. Then, Click Here to Check Out](#)

[Kimball Service Manual \(PDF file\) \(B-53\): \\$15.00](#)



Kimball Service Manual for players built in the teens and 20's. This manual covers the model made in 1915 and is the only manual that Kimball produced for their early systems. This model has the vents accessible for cleaning by removing individual screw plugs which are in one row immediately below the spool box shelf. The roll motor governor is mounted under the key bed to the right of the foot pump bellows. The drive sprocket on the roll transmission frame is at the bottom of the frame. A 'CD' is also available for an additional \$4.95 plus \$6.95 shipping. It contains the more than 80 high-resolution images used to create the PDF file. Please type "Plus CD" in the Comments Box when ordering if you also want the CD.

[To order this item, Click on this Checkbox >>](#) [<<. Then, Click Here to Check Out](#)

Kimball Model 'A' Service Manual (K-4): \$37.00

Kimball player piano Model 'A' service manual (1st printed in Sept 1963), includes electrical schematics, trouble-shooting guide and illustrated parts breakdown.

[To order this item, Click on this Checkbox >>](#) [<<. Then, Click Here to Check Out](#)

Kimball Model 'C' Service Manual (K-2): \$15.00 (In PDF Format Only)

NOTE: This manual has been converted to a PDF format. It is no longer be available in paper form.

Kimball player piano Model 'C' service manual (made in the 1970's), including electrical schematics, trouble-shooting guide and illustrated parts breakdown. Also includes procedure for regluing the plastic valve blocks to the tiers. NOTE: The only difference between the Model 'C' and Model 'D' is a

diode in the Tempo Control circuit.

[To order this item, Click on this Checkbox >>](#) [<<. Then, Click Here to Check Out](#)

Kimball Model 'D' Service Manual (K-5): \$28.00

Kimball player piano Model 'D' service manual (made in the 1970's), including electrical schematics, trouble-shooting guide and illustrated parts breakdown. Also includes procedure for gluing the plastic valve blocks to the tiers. See [NOTE](#) above.

[To order this item, Click on this Checkbox >>](#) [<<. Then, Click Here to Check Out](#)

Kimball Model 'E' Service Manual (K-1): \$28.00

Kimball player piano Model 'E' service manual (made in the 1980's), including electrical schematics, trouble-shooting guide and illustrated parts breakdown.

[To order this item, Click on this Checkbox >>](#) [<<. Then, Click Here to Check Out](#)

Kimball Model 'F' Service Manual (in PDF Format) (K-3): \$15.00

Kimball player piano Model 'F' service manual (made in the 1980's), including electrical schematics, trouble-shooting guide and illustrated parts breakdown. Scanned at 600 DPI for excellent resolution (75+ megabyte file).

[To order this item, Click on this Checkbox >>](#) [<<. Then, Click Here to Check Out](#)

Kohler & Campbell (J-5): \$14.95 --(PDF Format Only)

Kohler & Campbell player made in the 1960's, called "The Autopiano". Factory service manual. 21 pages, with electrical schematic. The system is known to have also been installed in pianos bearing the name "Lemac". (Not the same as the 1920's Autopiano manual.)

[To order this item, Click on this Checkbox >>](#) [<<. Then, Click Here to Check Out](#)

Lester Service Manual (B-34): \$6.50

Tuner's (Vest Pocket Edition) Book, in simple English. As it says in the Preface, "The object of this little booklet is to familiarize our dealers, tuners and customers with the component parts of the action

in order that it may be not only easily cared for but also easily adjusted." The booklet does not contain any information about repair or restoration. 16 pages, 2-3/8" x 5-5/8" (font size 8pt).

[To order this item, Click on this Checkbox >>](#) [<<](#). Then, [Click Here to Check Out](#)

Orchestrion Builder's Manual and Pneumatics Handbook (CB-CD): \$24.75 + \$6.95 (maximum in US) Priority Flat Rate Envelope shipping (free Delivery Confirmation)
(CD Version - in PDF Format)

The most comprehensive book about valves and pneumatics ever written. Unlike most books that tell you what 'To Do', this book also tells you what 'Not To Do', and then goes on to explain why! Written by Craig Brouger, noted author and master craftsman, this book is a must for anyone who is considering building or rebuilding a pneumatic operated device of any kind or type. This 238-page reference is loaded with well over a hundred illustrations and every topic is explained in great detail. No stone is left unturned. I highly recommend this reference, and have a copy that is quite worn!

[To order this item, Click on this Checkbox >>](#) [<<](#). Then, [Click Here to Check Out](#)

Otto Higel Collection (OH-CD): \$24.95 + \$6.95 (maximum in US) Priority Flat Rate Envelope shipping (free Delivery Confirmation)
(Data CD - various file formats)

This data CD contains the only tubing diagram known to exist for the Heintzman player with the Otto Higel player action. It was drawn by John A Tuttle after communicating with various individuals over a number of years. The CD also contains numerous pictures (some with annotations) of various components in the Higel action with an emphasis on determining the purpose and tubing of that component. Also, the CD contains all of the patents that have been found which relate to the Higel action.

[To order this item, Click on this Checkbox >>](#) [<<](#). Then, [Click Here to Check Out](#)

Peerless Player Piano Action (R-110): \$24.00

This 1922 Peerless player action is really rare, and you'll need this book when you find one! 30 pages, slick paper, 4-1/2" X 6-1/2" size. Well illustrated. (Note - No connection with the Peerless name in coin-operated pianos.)

[To order this item, Click on this Checkbox >>](#) [<<](#). Then, [Click Here to Check Out](#)

PianoCorder "Ragtime" Coin-op System (PC-1): \$29.50

This manual contains all known information related to the PC-1145 player system, which uses both a cassette and an 8-track player. Complete with electrical schematics and circuit board diagrams of the box on the left side of the instrument. Spiral bound, 8-1/2" X 11", 26 pages.

[To order this item, Click on this Checkbox >>](#) [<<](#). Then, [Click Here to Check Out](#)

[PianoCorder Owners Manual \(PC-3\): \\$23.00](#)

This is a professionally produced copy of the original "Owners Manual" that was produced by Marantz for the P-100 and P-100M system. This is NOT a technical manual. Spiral bound, 8-1/2" X 11", 18 pages.

[To order this item, Click on this Checkbox >>](#) [<<](#). Then, [Click Here to Check Out](#)

[PianoCorder/Marantz Reproducing System \(PC-2\): \\$59.50](#)

This manual contains the Circuit Description and Schematic Diagrams for the P-100, P-100M, P-101, P-101M, P-200, PR-200, PR-201. Written for use by Qualified Technicians Only. 8-1/2" X 11", 100 pages.

[To order this item, Click on this Checkbox >>](#) [<<](#). Then, [Click Here to Check Out](#)

[Pianola Instruction Booklets \(R-149\): \\$20.50](#)

Three booklets written as a 'User's Guide' for the operation of the various controls found in the 1920's style upright Aeolian Pianola player piano. These are NOT technical manuals.

[To order this item, Click on this Checkbox >>](#) [<<](#). Then, [Click Here to Check Out](#)

[Pianotist: Directions for Care and Use \(B-31\): \\$10.00](#)

This short pamphlet (4-pages) covers directions for using the very rare Pianotist player system. To my knowledge, this is one of, if not the first, player system that was installed inside a piano. The roller mechanism is contained in a drawer that mounts under the keyboard in this upright piano.

[To order this item, Click on this Checkbox >>](#) [<<](#). Then, [Click Here to Check Out](#)

[Player Piano Servicing & Rebuilding \(A-1\): \\$38.50](#)

This 216 page book by Art Reblitz is the finest reference book on the planet dealing with the repair, rebuilding and servicing of pneumatic player pianos. Highly illustrated, with individual sections on 30 of the more common foot pump player actions, as well as reproducing systems. Also contains a complete index, glossary of terms, and tracker bar scales. Every rebuilder and novice should have this book on their shelf. Originally published in 1985.

[To order this item, Click on this Checkbox >>](#) [<<. Then, Click Here to Check Out](#)

Practical Guide for the Regulation of Player Piano Mechanism (1663): \$16.50

This 22 page service manual is for the early Standard Pneumatic Action with the "A" frame type of tracker mechanism. It is also useful for the Autopiano action and the Hobart M Cable action. It features the "double trackerbar" which plays both 65 and 88-note music rolls, but is also very useful for actions with a single trackerbar as well.

[To order this item, Click on this Checkbox >>](#) [<<. Then, Click Here to Check Out](#)

Pratt-Read Model "P" (D-23): \$14.25

Pratt-Read Model "P" Reproducer (Recordo). 1920's blueprint and manual. Twelve pages 8-1/2" X 5-1/2". (Recommend 'Style 72' manual in addition to this manual.)

[To order this item, Click on this Checkbox >>](#) [<<. Then, Click Here to Check Out](#)

Pratt-Read Style 72 Players (B-4): \$20.00

Covers the Model "M" Foot Expression Action, the Model "P" Upright Reproducing Action, and the Model "PC" Combination Reproducing Action. The Reproducing Action is a Recordo-Type mechanism. Twenty pages - Very well illustrated with excellent grey-tone graphics.

[To order this item, Click on this Checkbox >>](#) [<<. Then, Click Here to Check Out](#)

Pratt-Read Guide to Mechanism and Regulation & Its Mechanism and Regulation (B-60): \$30.50

Covers the following P-R actions: Style 32, Model B, Model AA, Model A, Models F & H, Style A, F, and H. These are the 'normal' 88-note actions made by Pratt-Read. Also, some of the components are the same as those found in the Style 72 players. This is by far the best reference that Pratt-Read produced. Excellent gray-scale graphics with views that show every component and what's 'inside' that device. Also, there are very detailed explanations of how the devices work and how they are to be adjusted and/or regulated. Where applicable, there are "do's and Don'ts" notes. Highly

recommended. Added to our stock in June 2010. I wish I had this reference 35 years ago. It would have saved me a lot of time. Due to the physical size of this reference, (9" x 14" -28 pages) it must be shipped in a USPS Flat-Rate Legal Envelope. Shipping is a maximum of \$6.95.

[To order this item, Click on this Checkbox >>](#) <<. Then, [Click Here to Check Out](#)

Pratt-Read A Guide to its Mechanism and Regulation (B-58): \$18.00

This is one-half of the above reference. Basically, it covers how the mechanism works and how it is regulated. Information is presented in the form of 'Articles to the Tuner and Repairman'.

[To order this item, Click on this Checkbox >>](#) <<. Then, [Click Here to Check Out](#)

Pratt-Read Its Mechanism and Regulation (B-59): \$18.00

This is the other half of the \$30.50 reference (above). Basically, it covers all of the variations of the various devices in the system. More attention is paid to the peripheral devices and expression controls, i.e., tracking device, soft controls, sustain device, soloist pneumatic, floating hammer rail, tempo control box, and exhaustor assembly. It is my recommendation that this reference and the one directly above be purchased as a set. Will be shipped in standard USPS Flat Rate Envelope -cost to anywhere in the U.S. \$7.95.

[To order this item, Click on this Checkbox >>](#) <<. Then, [Click Here to Check Out](#)

Presto Buyers' Guide of 1926 (P-1): \$13.95 (CD ONLY)

An 87-page reference book designed to aid buyers of Pianos, Player-Pianos, and Reproducing Pianos in selecting an instrument. The reference is broken down into Three Parts. I. Instruments of Established Name and Character. II. Instruments bearing Special Names or Trade Marks. III. Manufacturers of Piano and Player Pianos. "All preceded by Chapters on Piano Building and Buying designed for the guidance of prospective purchasers." The work covers how pianos are graded, how to buy an instrument, and how to care for the instrument. The importance of this reference lies in the fact that it gives detailed characteristics of more than 100 of the top name pianos ever manufactured. And considering that there have been more than 10,000 piano companies, knowing which ones are in the Top 100 can be very valuable when deciding where to spend your money. A valuable reference which I have used for over 35 years. (Shipping cost is \$6.95 -USPS Priority Mail w/Delivery Confirmation)

[To order this item, Click on this Checkbox >>](#) <<. Then, [Click Here to Check Out](#)

Q.R.S. Test Roll (Q-TR): \$16.50

This is the standard QRS 88-note Test Roll that has been in use for over 80 years. It performs seven different tests: Individual Note Test, Tempo Test, Repetition Test, Scale Uniformity Test, Capacity Test, Auto-Sustain Test, and Auto-Rewind Test. An excellent addition to every player piano owners' roll collection.

[To order this item, Click on this Checkbox >>](#) [<<](#). Then, [Click Here to Check Out](#)

Recordo 'Aria-Divina' Tubing Schematic (D-7): \$17.00

Aria-Divina Tubing Schematic for the Type "C" Recordo electric grand made by Schulz.

[To order this item, Click on this Checkbox >>](#) [<<](#). Then, [Click Here to Check Out](#)

Recordo 'Electora' Tubing Schematic (B-22): \$10.25

'Electora Recordo System' made by Motor Player Corp, Chicago, IL. A nametag reading 'Electora Player Piano' was on the electric vacuum motor. A distinguishing characteristic of the Expression Box is the presence of Four silver knobs marked PP, P, MF, and F and a valve block on top of the Box that has nine nipples. Also available in PDF and JPG formats.

[To order this item, Click on this Checkbox >>](#) [<<](#). Then, [Click Here to Check Out](#)

Recordo-Operation of the.... (R-1): \$10.25 (Limited Stock)

For Use with the Recordo Rolls. The Operation of the Standard Reproducing Grand Action. Mainly addresses the general operation of the Recordo system, 'Works in a Drawer'. Includes pictures of the Expression Box and the General Tubing Diagram. Eight Pages, 8-1/2" X 5-1/2".

[To order this item, Click on this Checkbox >>](#) [<<](#). Then, [Click Here to Check Out](#)

Recordo Tubing Schematic (B-77): \$7.25

Tubing schematic for the Recordo expression made by the Starr Piano Co.

[To order this item, Click on this Checkbox >>](#) [<<](#). Then, [Click Here to Check Out](#)

Recordo - Standard Grand Action (PDF Format) (B-26): \$9.50

"The Operation of the Standard Reproducing Grand Action" - For use with Recordo Rolls. This manual does not go into the principles of player piano actions. Instead, it explains in great detail the operation of the Record-type expression mechanism known as the Standard. It also has an excellent tubing diagram of all the components that are connected to the expression box and the trackerbar.

[To order this item, Click on this Checkbox >>](#) [<<. Then, Click Here to Check Out](#)

Recordo/Wurlitzer Grand/w Apollo (D-25): \$11.00

Wurlitzer Grand with Apollo. Tubing diagram 17" X 22". Suitable for framing.

[To order this item, Click on this Checkbox >>](#) [<<. Then, Click Here to Check Out](#)

Reproduco Organs (B-11): \$10.25

A short 8-page pamphlet containing "Instructions and List of Parts". This was one of the first player organs that used and electrically driven roll motor and an electric blower box, which was located outside of the instrument.

[To order this item, Click on this Checkbox >>](#) [<<. Then, Click Here to Check Out](#)

Schulz Service Manual 1922 (B-29): \$24.00

Schulz Service Manual, 1922. Shows automatic roll-centering device having discs which ride inside the roll flanges.

[To order this item, Click on this Checkbox >>](#) [<<. Then, Click Here to Check Out](#)

Simplex Service Manual (B-8): \$29.50

This is the original manual, reproduced by American Piano Supply Co. (APSCO). Very comprehensive service manual covering the Style 'B', 'B' Special, Style 'F' and 'F' Special. Complete with 'Do's and 'Don'ts', maintenance aspects and correct operation. Well illustrated, forty pages, 8-1/2" X 11" in size.

[To order this item, Click on this Checkbox >>](#) [<<. Then, Click Here to Check Out](#)

Simplex Automatic Tracker (SIM-1): \$6.75

A guide to the operation of the Simplex Automatic Tracking mechanism. Excellent diagram shows all of the parts used in the device, and Illustrated Parts breakdown names and numbers each piece, four pages, 8-1/2" X 11" in size.

[To order this item, Click on this Checkbox >>](#) [<<. Then, Click Here to Check Out](#)

Simplex Reproducing Player Action (B-35): \$29.50

This is an original Vestal Press copy of the manual produced by Simplex Player Action Co., in Worchester, MA. This is an 'expression' piano which uses the Recordo roll format. Very detailed manual covering the 'Works in a Drawer' unit for grand pianos and uprights. Decent grey-scale graphics. Complete with tubing diagrams, adjustments for the reproducing action, and information about servicing the system. This manual became available in 2010.

[To order this item, Click on this Checkbox >>](#) [<<. Then, Click Here to Check Out](#)

....Standard Action Service Manual: \$24.00

(The paper version is no longer available. See below for CD Version)

(Principles of Player Piano Operation). There were 140 different brands of pianos which used this, the most common player action. It can be identified by the "S" on the patent plate or pedal mats; also, gear attached to the right take-up spool flange on most models. (See also [Hobart M. Cable](#) manual and ["Guide to Regulation"](#) above.)

Standard Double-Valve Action Service Manual (STD-1): \$17.95 (Only available on CD!)

Produced in 1917, this 36-page reference has the finest gray-scale graphics I've ever had the pleasure to view. They are so good that I decided NOT to have the reference printed on paper. Instead, each page was scanned at a resolution of 150 DPI and a variety of electronic files were produced. This reference is ONLY available on a CD that I produced. It contains all of the original scanned files as well as an Adobe Acrobat (.pdf) file and a huge Word Perfect (.wpd) file. The beauty of these program files is that each page can be magnified to over 200% without losing the clarity of the graphics, making it possible to easily see details that are often difficult to see with the naked eye in the original paper manual. Also, through the magic of 'image mapping', you can access super-high resolution images by clicking on any image inside a web page. These images were scanned at 300 DPI, and they are twice as clear as the images in the individual pages. All files can also be accessed individually in 'My Computer'. Or the pages can be viewed as web pages. The CD is designed to automatically open your default web browser when the CD is put into your CD Drive. Lastly, if the web browser is connected to the Internet, you can also access everything at Player-Care from the links on the main default web page. (Also contains the 'Standard Action Q & A' reference.)


[To order this item, Click on this Checkbox >>](#) [<<. Then, Click Here to Check Out](#)

... Standard Action Q & A (B-18): \$8.95 (PDF File Only via Email)

Question and Answers - Standard Player Action (Applicable to both the Single and Double valve actions.) A total of 213 questions like: No. 179 - How is the secondary valve button adjusted to the pouch - what distance do you allow between the pouch and the button? Answers are below each question.

[To order this item, Click on this Checkbox >>](#) [<<. Then, Click Here to Check Out](#)

... Standard Reproducing Grand Action (B-26): \$10.25 (In PDF Format Only)



For Use with the Recordo Rolls. The "Operation of the Standard Reproducing Grand Action". Mainly addresses the general operation of the Recordo system, 'Works in a Drawer'. Includes pictures of the Expression Box and the General Tubing Diagram. Eight Pages, 8-1/2" X 6-1/2". This is the same Recordo expression device found in the Simplex Reproducing Player Action system. Excellent grayscale graphics.

[To order this item, Click on this Checkbox >>](#) [<<. Then, Click Here to Check Out](#)

Starr Service Manual (D-20): \$18.25

Reprint of 1923, type A-1, with fifteen 8-1/2" X 11" pages. Graphics leave much to be desired, but text is quite legible.

[To order this item, Click on this Checkbox >>](#) [<<. Then, Click Here to Check Out](#)

Story & Clark Service Manual (B-49): \$27.25

Story & Clark Service Manual, 1924 reprint. Forty pages, 8-1/2" X 11". Covers adjustment and regulation of the system including suggested repairs for certain ailments.

[To order this item, Click on this Checkbox >>](#) << [Then, Click Here to Check Out](#)

Strauch Bros. Service Manual (S-1): \$12.95 (PDF Format Only)

Strauch Bros. Pneumatic Player Actions manual. Very detailed explanations of all pneumatic components with accompanying graphics. Originally printed in 1925. Excellent illustrated parts breakdown section showing every single part in the entire player mechanism and piano actions (grand and upright). Very interesting pictures of workers performing various tasks inside the factory add an interesting touch to this manual. This is a "How it Works" manual and not a "How to Fix It" treatise.

[To order this item, Click on this Checkbox >>](#) << [Then, Click Here to Check Out](#)

Universal Service Manual (U-1): \$22.00

Made during the 1960's and 1970's, the 'Universal', which was made in California, was the first player piano to use synthetic 'Perflex' pouches. Also, it was the first player piano to have an all-aluminum stack with rubber gaskets and neoprene valve facings. Thought not to exist, an original service manual was recently located. To it has been added the electronic schematics discovered by an engineer at Story & Clark, making this the most complete manual available for this player system. Complete with a short Troubleshooting section and Illustrated Parts Breakdown. It does not contain information about the Theory of Operation or Rebuilding. 8-1/2" x 11", 20 pages.

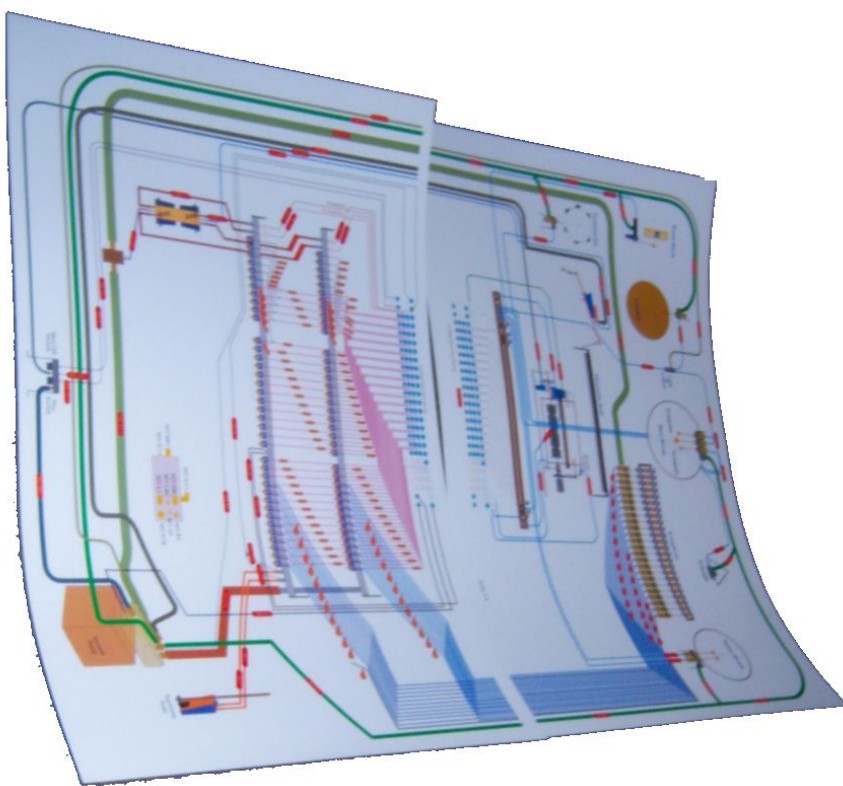
[To order this item, Click on this Checkbox >>](#) << [Then, Click Here to Check Out](#)

Universal/Classic Service Manual (USM-1): \$62.50

This Universal Service Manual was copyrighted in 2009 by Bob Stanoszek. It contains Six Sections that cover Rebuilding, Supplies, Adjustments, Service, Tubing, and the 'Classic' version of the player mechanism. While a majority of the information came from the original Universal and Classic service manuals, this manual also covers a number of the more common problems found in the two systems. The reference also has comprehensive listings of all of the parts and where they can be purchased. This reference is now part of my personal technical library.

[To order this item, Click on this Checkbox >>](#) << [Then, Click Here to Check Out](#)

Universal Nickelodeon Diagrams (USM-N): \$32.00



There are two 11" x 17" tubing diagrams, printed on stiff glossy stock that are suitable for framing. Very detailed. Also included in the price is a PDF file which contains both diagrams. Shipping is \$6.95 if the diagrams are folded or \$14.95 if rolled and shipped in a box. Please indicate the preferred shipping method when ordering.

[To order this item, Click on this Checkbox >>](#) [<<](#). Then, [Click Here to Check Out](#)

Welte-Mignon Player Unit (for Janssen Players) (J-2): \$20.00

Janssen Player with the Welte-Mignon player action, service manual for Model WM-2. Same as the Janssen manual for the WM-1, but a later model with the controls at the left side of the spool box. 13 pages, 8-1/2" X 11".

[To order this item, Click on this Checkbox >>](#) [<<](#). Then, [Click Here to Check Out](#)

Welte-Mignon Licensee & Original Tubing Diagram and Regulating Procedure (PDF File) (CB-W): \$19.95

After years of working on the Welte-Mignon Reproducing system, and having dealt with all of the inconsistencies in all of the literature concerning the system, Craig Brouger decided it was time to produce information that really works all the time. He created a brand new tubing diagram and a detailed procedure for regulating the system that is better than anything else that's available. When I finished reading everything, I told Craig, "Now it finally makes sense!"

[To order this item, Click on this Checkbox >>](#) [<<. Then, Click Here to Check Out](#)

Welte-Mignon Licensee & Original Tubing Diagram and Regulating Procedure (paper) (CB-W2): \$26.95

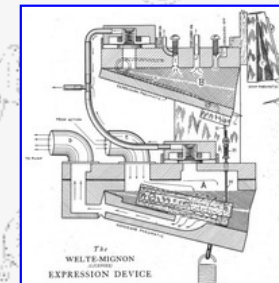
After years of working on the Welte-Mignon Reproducing system, and having dealt with all of the inconsistencies in all of the literature concerning the system, Craig Brouger decided it was time to produce information that really works all the time. He created a brand new tubing diagram and a detailed procedure for regulating the system that is better than anything else that's available. When I finished reading everything, I told Craig, "Now it finally makes sense!" (The paper diagram is 17" x 24")

[To order this item, Click on this Checkbox >>](#) [<<. Then, Click Here to Check Out](#)

Welte-Mignon Tubing Schematic (PDF File Only) (C-8p): \$9.95

Tubing schematic for both the upright and the grand. This is the "Licensee" version-the most common type of Welte-Mignon. Can be distinguished from other reproducing pianos by the tracker bar: All openings are the same size and have a pair of staggered tracking holes to read the edges of the music roll. Aside from these 'tracking' holes, the regular line of ports will total 98.


[To order this item, Click on this Checkbox >>](#) [<<. Then, Click Here to Check Out](#)



Welte "Original" Service Manual (C-20): \$20.00

Upright and Grand. 24 pages. Different from the Kohler & Campbell built "Licensee" by Autopiano. This player action uses the standard 11-1/4" wide Welte-Mignon music roll, but construction of the mechanism was different and was built in Poughkeepsie, NY. To distinguish from the Licensee version-it should have a chain pulling over a roller on one of the expression pneumatics.

[To order this item, Click on this Checkbox >>](#) [<<. Then, Click Here to Check Out](#)



Welte-Vorsetzer (R-58): \$15.00

Welte-Vorsetzer Manual, 24 pages. 4-1/2" X 5-1/2". All printed in German. This is some kind of manual for the "Red Paper" roll push-up player. However, there are two clear photos: front and rear view of the mechanism.

[To order this item, Click on this Checkbox >>](#) <<. Then, [Click Here to Check Out](#)

Welte-Mignon (Licensee) (C-4): \$14.00 (PDF, BMP, & JPG format)

Welte-Mignon Tubing Blueprints, in PDF Format, Bitmap format, and JPG format (600 dpi 5737x4426 5.6M each) . One for the Upright model and one for the Grand model. Files can be used to print excellent shop charts or for framing and hanging. Extremely well detailed, including the location of all adjustments (referenced).

[To order this item, Click on this Checkbox >>](#) <<. Then, [Click Here to Check Out](#)

Welte-Mignon Reproducing Piano (Auto-Deluxe) (D-4): \$24.00

How to Test and Regulate the Auto-Deluxe Welte-Mignon Reproducing Piano. Reprint of the original Service Manual. 48 pages, 5" X 7". Includes instructions for using the Test Roll. (Licensee reproducing piano).

[To order this item, Click on this Checkbox >>](#) <<. Then, [Click Here to Check Out](#)

Welte-Mignon Test Roll (Auto-Deluxe) (D-TR): \$29.95

Used to Test and Regulate the Auto-Deluxe Welte-Mignon Reproducing Piano. Includes instructions on a separate sheet for using the Test Roll. (Licensee reproducing piano). Ships in USPS Medium Flat-Rate Box for \$13.45 (within US). Overseas \$46.85 (to most countries).

[To order this item, Click on this Checkbox >>](#) <<. Then, [Click Here to Check Out](#)

Wurlitzer Model 1203 (W-1): \$26.00

This Service Manual is very complete. It has all the schematics and parts lists as well as the Theory of Operation and the Sequence of Operation. There is an excellent Troubleshooting Guide that covers a wide variety of problems. There are also sections on Repair and maintenance and all of the Technical Notes issued by Wurlitzer through 1980. Stapled, 8-1/2" X 11", 38 pages.

[To order this item, Click on this Checkbox >>](#) [<<](#). Then, [Click Here to Check Out](#)

Wurlitzer Model 1202 (W-2): \$26.00

This Service Manual is very complete. It has all the schematics and parts lists as well as the Theory of Operation and the Sequence of Operation. There is a very good Troubleshooting Guide that covers most normal problems. There are also sections on Repair and maintenance. Spiral bound, 8-1/2" X 11", 38 pages.

[To order this item, Click on this Checkbox >>](#) [<<](#). Then, [Click Here to Check Out](#)

Wurlitzer Model 1402 (W-3): \$26.00

This Service Manual is relatively basic. It has a decent electrical diagram and covers the Theory of Operation and the Sequence of Operations. There is limited information on Repair and Maintenance. Stapled at the edges,

[To order this item, Click on this Checkbox >>](#) [<<](#). Then, [Click Here to Check Out](#)

As per the Fair Credit Billing Act, your bank cannot hold you liable for more than \$50.00 of fraudulent credit card charges. PLAYER-CARE will pay the \$50.00 if the unauthorized use of your card resulted from a purchase made through our site. We are so confident of the security measures we've put in place, we'll also pay you an additional \$25 just for the inconvenience!

Disclaimer: Player-Care is not responsible for the printing of these references. If you find that a particular graphic is not good enough for your needs, we will attempt to find one that is more suitable.

We Gladly Accept These Cards



Unless I contact you with information to the contrary, you will receive the Email E-invoice® within 24 Hours (Mon-Sat). Generally speaking, orders received before 2PM EST are shipped the same day.

Concerned about the Security of Your Personal and Credit Card Information? Please don't be. My web domain does not use any 'Third Party Providers' for credit card transactions. All transactions are personally handled by John A Tuttle via PCCharge Pro. Below is a copy of my 'Certificate of PCI Compliance'. (Click on the thumbnail image to see the full-size image.)



[..To The Top of this Page ...](#)



[..To The HOME Page](#)

*This page was last revised **May 4, 2016** by John A. Tuttle, who Assumes No Liability
For The Accuracy or Validity of the Statements and/or Opinions
Expressed within the Pages of the Player-Care Domain.
Cartoon Graphics by E7 Style Graphics (Eric Styles)*

Since "Player-Care" is an internet business, I prefer that we correspond via [E-Mail \(click here to fill out the 'Request Form'\)](#). However, if I'm not in the middle of some other activity, you can reach me at 732-840-8787. But please understand that during the hours from 8AM-5PM EST (Mon-Sat), I'm generally quite busy. So, I probably won't answer the phone. If you get the answering machine, please leave a detailed message stating the reason for your call. Also, repeat your name and phone number clearly and distinctly. By necessity, I prioritize everything in my life. And, if you call and just leave your name and number, and ask me to call you back, it might be a day or two before I return your call. Why? Because I don't know why you want me to call and I might not be prepared to assist you in an effective and efficient manner. If you leave me an E-Mail address (which I prefer), spell it out phonetically. The more you do to help me, the more I can help you in return. Don't rush. You have four minutes to record your message.



© Player-Care.com 1996-
2016

407 19th Ave, Brick, NJ, 08724
Phone Number 732-840-8787



Google AdSense Ad